



SREE KRISHNA INFOTECH

2nd Floor Flat # 203 Annapurna Block, Aditya Enclave, Ameerpet
www.sreekrishnainfotech.in, Mail ID: krishnapabbolla@gmail.com

040-66333369 / 9160492919

Call for DEMO Today.....

Introduction

SAP Over view
ERP Products
SAP Functional Modules/Technical
Modules/Techno-Functional
Modules
Introduction to ERP SAP R/3 System
Over view on System Landscape
SAP FI/CO Introduction, Organizational Structures.

SAP-FINANCE

Basis Settings of SAP FI
Organization Structure (Enterprise Structure)
Define Company
Define Company Code
Assign Company Code to Company
Define Business Area
Maintain consolidation business area
Assign business area to consolidation business
area
Define Credit Control Area
Assign company code to credit control area
Maintain FM Area
Assign company code to financial management
area
Define Segment

GL Accounting Structure

Define Chart of Accounts List
Assign Company Code to Chart of Accounts List
Define Accounts Groups
Define Retained Earning A/C
Define Tolerance Group for GL Accounts
Define Tolerance Group for Employees

Global Structure

Maintain Fiscal Year Variant
Assign Company Code to Fiscal Year
Define Posting Periods
Assign Posting Periods to Company Code
Open and Close Posting Periods
Define Field Status Group
Assign Company Code to Field Status Group
Enter Global Parameters

General Ledger (Masters)

G/L Postings
Creation of GL Masters
Define Document Types and Number Ranges
GL Posting of the Transaction
Documents View and G/L A/C Line Item Display

Types of Documents

Held Document

How to creation of held document
How view held document (Report)
How to delete held document
How to convert held document into final
document
Reports

Park Document

How to creation of park document
How to view park document (Report)
How to delete park document
How to convert park document into final
document
Reports

Types of Reference Documents

Recurring Document

Creation of number ranges for recurring
document
How to create recurring document
How to view recurring document (Report)
How to delete recurring document
How to post a document by using recurring
document & Reports

Sample Document

Creation of number ranges for sample document
How to create sample document
How to view sample document (Report)
How to delete sample document
How to post a document by using sample document
Reports

Documents Reversals

Individual Reversal
Mass Reversal
Accrual Reversal
Reversal of Reversal
Cleared Item Reversals
Reports

Foreign Currency Translation

Define Exchange Rate Types
Define Translation Ratio
Define Exchange Rates
Define Accounting Principles
Assign Accounting Principle to Ledger Groups
Define Valuation Methods
Define Valuation Areas
Assign Valuation Areas and Accounting Principles
Creations of GL Accounts
Prepare Automatic Postings for Foreign Currency Valuation
Assign Exchange rate type to Document Type (SA)
FC Loan Receipt
Month End Enter Exchange Rates
Foreign Currency Valuation (New) for Month End
Year End Enter Exchange Rates
Foreign Currency Valuation (New) for Year End
Reports

Account Payable

Basic Settings for Accounts Payables:
Define Vendor Accounts groups (With Screen Layout)
Define Number Ranges for Vendor Accounts Group
Assign Number Ranges for Vendor Accounts Group
Define Tolerances Group for Vendors
Creation of Vendor Masters
Define Number Ranges for Vendor Posting
Purchases Invoice posting
Outgoing Payment
Standard Payment
Partial Payment
Residual Payment
Display of Vendor Accounts

Down Payment Made

Vendors (Special GL Transactions)
Creation of GL Accounts (Special GL Account)
Link between the Reconciliation Account and Special GL Account
Down payment Made to Vendor
Purchases Invoice / Inventory Invoice
Transfer Advance Amount from Special GL A/C to Reconciliation A/C
Zero Balance Open Item Clearing belongs to Vendors
Reports

Bank Accounting

Define House Bank and Bank Accounts
Creation of Check Lot with Number Ranges
Manual Check Updating
Check Register
Check Encashment
Cancellation of Checks:
Unused Checks Cancellation
Issued Checks Cancellation Cancel Payment
Reports

Automatic Payment Program (APP)

Set Up All Company Codes for Payment Transactions
Set Up Paying Company Codes for Payment Transactions
Set Up Payment Methods per Country for Payment Transactions
Set Up Payment Methods per Company Code for Payment Transactions
Set Up Bank Determination for Payment Transactions
Manual APP
Automatic APP
Reports

Terms of Payments

Payment Terms in Vendors
Maintain Payment Terms
Creation of GL Accounts
Define Accounts for Cash Discount Taken
Assign Payment Terms to Vendor Master Data
Purchase Invoice Posting / Inventory Invoice Posting
Outgoing Payment for Vendor
Reports

Credit Memo for Vendors

Statements of Accounts for Vendors
Assign Programs for Correspondence Types
Request for the Statement Vendors
Maintain Statement Vendors
REPORT

Account Receivables

Basic Settings for Accounts Receivables
Define Customer Accounts groups (With Screen Layout)
Define Number Ranges for Customer Accounts Group
Assign Number Ranges for Customer Accounts Group
Define Tolerances Group for Customers
Creation of Customer Masters
Define Number Ranges for Customer Posting
Sales Invoice
Posting Incoming Payment
Standard Incoming Payment
Partial Incoming Payment
Residual Incoming Payment
Display of Customer Accounts

Down Payment Receipt

Customers (Special GL Transactions)
Creation of GL Accounts (Special GL Account)
Link between the Reconciliation Account and Special GL Account
Down payment Receipt from Customers
Sales Invoice Posting
Transfer Advance Amount from Special GL A/C to Reconciliation A/C
Zero Balance Open Item Clearing belongs to Customers
REPORTS
Bills Receivables (Special GL Transactions)
Creation of GL Accounts
Link between Special GL Account and Reconciliation Account
Define Accounts for bill of exchange Transactions
Link between Bank A/C, Reconciliation A/C, Bank Loan A/C
Sales Invoice Posting
Bills Receivables Entry
Bill Discounting Entry
Reverse Contingent Liability
Reports

Interest Calculation

Balance Interest Calculation

Define Interest Calculation Types for balance interest calculation
Prepare Account Balance Interest Calculation
Define Reference Interest Rates for balance interest calculation
Define Time-Dependent Terms for balance interest calculation
Enter Interest Values for balance interest calculation
Creation of GL Accounts for balance interest calculation
Prepare G/L Account Balance Interest Calculation
Loan Receipt Entry
Balance Interest Calculation for the first month Reports

Item Interest Calculation

Define Interest Calculation Types for Item Interest Calculation
Define Number Ranges for Item Interest Calculation Forms
Prepare Item Interest Calculation
Define Reference Interest Rates for Item Interest Calculation
Define Time-Dependent Terms for Item Interest Calculation
Enter Interest Values for Item Interest Calculation
Creation of GL Accounts for Item Interest Calculation
A/R: Calculation of Interest on Arrears
Assign ITEM INTEREST CODE to Customer Master Data
Sales Invoice posting
Item Interest Calculation & Reports

Dunning

Define Dunning Areas
Define Dunning Procedures _ Dunning Levels
Assign Dunning Procedure to Customer Master Data
Sales Invoice Posting
Reports
Dunning letter

Credit Memo for Customers

Terms of Payments
Payment Terms Customers
Maintain Payment Terms
Creation of GL Accounts
Define Accounts for Cash Discount Allowed
Assign Payment Terms to Customer Master Data
Sales Invoice Posting
Incoming Payment for Vendor
Reports

Statements of Accounts for Customers

Assign Programs for Correspondence Types
Request for the Statement Customers
Maintain Statement Customers
Reports

CIN(Country India Version)

Sales Tax

Purchases Tax

Services Tax

Extended withholding Tax (TDS)

Tax on Sales, Purchases and Services

Define Condition Types (SAP SD)

Check and Change Settings for Tax Processing

Check Calculation Procedure

Assign Country to Calculation Procedure

Define Tax Codes for Sales and Purchases

Creation of GL accounts

Define Tax Accounts

Assign Tax Codes for Non-Taxable Transactions

Activate Tax Code for Sales GL A/C and Inventory
GL A/C

Sales Invoice Posting (Without Tax)

Sales Invoice Posting (With VAT)

Sales Invoice Posting (With CST)

Purchases Invoice Posting (without TAX)

Purchases Invoice Posting (with VAT)

Purchases Invoice Posting (with CST)

Sales Invoice Posting (With Services Tax) Reports

Extended With Holding Tax

Maintain Calendar (SAP-HR or SAP-HCM)

Check Withholding Tax Countries

Define Withholding Tax Keys

Define Business Places (Define Section Code)

Assign Factory Calendars to Business Places

Define Business Places

Define Section Codes (Assign Business Place to
Section Code)

Define Withholding Tax Type for Invoice Posting

Define Withholding Tax Type for Payment Posting

Define Withholding Tax Codes

Check Recipient Types

Maintain Tax Due Dates

Assign Withholding Tax Types to Company Codes

Activate Extended Withholding Tax

Maintain Company Code Settings (SAP-SD)

Creation of GL Accounts

Define Accounts for Withholding Tax to be Paid
Over

Specify Document Type (Accounts Payable)

Maintain Number Groups

Assign Number Ranges to Number Groups

Maintain Number Ranges

Maintain Number Groups and SAP script Forms

Assign Number Ranges to Number Groups

Maintain Number Ranges

Create account groups for Services Vendors

Define No Ranges for Services Vendors

Assign Number Ranges to Vendor Account Groups

Creation of GL Accounts

Creations of Services Vendor Master

Assign Extended With Holding Tax Keys to

Services Vendor Master

Maintain Services Vendor PAN Details (SAP-MM)

Professional Charges paid to Services Vendor

Create Remittance Challan

Enter Bank Challan

TDS Certificate (Report)

Quarterly E>Returns (Report)

Asset Accounting

Copy and Modify Chart of Depreciation

Define 0% Tax Codes

Assign Tax Codes to Non-Transactional

Acquisitions

Assign Chart of Depreciation to Company Code

Specify Account Determination

Create Screen Layout

Create Number Ranges Intervals for Asset Master
Data

Define Asset Classes

Creation of GL Accounts for Asset Masters

Integration of Asset Master to GL Accounts

Specify Intervals and Posting Rules

Specify Rounding of Net Book Value and/or
Depreciation

Define Base Methods

Define Declining-Balance Methods

Define Multi-Level Methods

Maintain Period Control Methods

Maintain Depreciation Key

Determine Depreciation Areas in the Asset Class

Define Screen Layout for Asset Master Data

Define Screen Layout for Asset Depreciation Areas

Define Document Types and No Ranges for Asset
Masters

Creation of Main Asset Master Data with
reference to Asset Class

Creation of Sub-Asset Master Data with reference
to Main Asset

External Acquisition of Asset with Vendors

Depreciation Posting

Sale of Asset

Transfer of Asset

Display Asset Balances

Asset Explorer/ Asset History

Reports

SAP-CONTROLLING

General Controlling

Maintain Controlling Area
Activate Components for Controlling Area
Assignment of Company Code to Controlling Area
Maintain Number Ranges for Controlling Area Documents
Maintain Versions and Settings for Fiscal Year

Cost Element Accounting

Creation of Primary and Secondary Cost Elements
Manual Creation of Cost Elements
Automatic Creation of Cost Elements
Define Cost Element Categories
Define Cost Element Groups

Cost Center Accounting

Activate Cost Center Accounting in Controlling Area
Define Standard Hierarchy for Cost Center
Define Cost Center Categories
Define Cost Center Groups
Creation of Cost Centers
Planning Cost Center wise at SAP CO Level
Actual Cost Posting at SAP FI Level
Repost of Cost at SAP CO Level
SAP F I Reports
SAP CO Reports

Internal Orders

Activate Order Management in Controlling Area
Maintain Budget and planning Profiles
Define Order Types
Number Ranges for Orders
Creation of Real and Statistical Orders
Planning Internal Order wise
Actual costing posting at SAP FI level
SAP F I Reports
SAP CO Reports

Profit Center Accounting

Set Controlling Area
Maintain Standard Hierarchy
Maintain Controlling Area Settings
Create Dummy Profit Centre
Set Control Parameters for Actual Data
Maintain Plan Versions
Define Profit Centre
Assign Profit Centre to Cost Centers
Creation of Revenue Elements (SAP FI)
Define Number Ranges for Local Documents
Maintain Automatic Account Assignment of Revenue Element

Choose Additional Balance Sheet and P&L Accounts

Define Account Groups (Balance sheet Statement, Profit & Loss Statement)

Planning Profit Centre wise for Account Groups (Balance Sheet Statement, Profit & Loss Statement)

Posting of a Transaction to Profit Centers at SAP FI Level

Reports SAP FI & Reports SAP CO

Profitability Analysis

Maintain Operating Concern
Maintain Value Fields
Define Profitability Segment
Define Derivation Rules
Setting for Data Flow from SD
Setting for Data Flow from FI and MM
Display Reports in CO PA

Product Cost

Define Cost Sheet for Overhead Calculation
Define Cost Component Structure
Define Transfer Structure
Maintain Material Cost Estimate with Quantity Structure
Check Variance Variant
Calculate Variance for Order
Number Ranges for Variance Documents and Settlement Documents
Define Material Master
Define Plant

INTEGRATION

SAP-FI/CO Integration with SAP-MM (Material Management)
SAP-FI/CO Integration with SAP-SD (Sales & Distribution)

REAL TIME CONCEPTS

Overview of ASAP Methodology
Project Preparation
Business Blue Print (BBP)
Realization
Final Preparation
GO-Live and Support
Month End Closing Activities
Year End Closing Activities
Carry Forward Balance to Next Year
Transport Request Creation and Release
Standard Reports (like Trail Balance, Profit & Loss Account, Balance Sheet, Etc.....)

MIS Reporting





 **SAP FI/CO**
(With Out Project)

- ✓ FEE-12,000/-
- ✓ 90 Days Duration
- ✓ Daily Time Duration 2 Hrs
- ✓ 1H Class/ 1H lab

 **SAP FI/CO**
(With Project)

- ✓ FEE-15,000/-
- ✓ 90 Days Duration
- ✓ Daily Time Duration 2 Hrs
- ✓ 1H Class/ 1H lab

OFFERED COURSES

 SAP-FI/CO	90DAYS	15,000/-
 MS-OFFICE	45DAYS	1500/-
 ADV-EXCEL	45DAYS	2500/-
 TALLY.ERP9	45DAYS	2500/-
 GST	30DAYS	2000/-